




Solid Surface Stone Art Basin

Code	Picture	Description	RRP (In-GST)
CE4040MW		CETO Elba Solid Surface Stone Basin Size: 400*400*140mm Matt White Waste: 32 mm non-overflow	\$399.00
CE5838MW		CETO Kirkby Stone Solid Surface Basin Size: 580*380*140mm Matt White Waste: 32 mm non-overflow	\$399.00
CE5540MW		CETO Percy Solid Surface Stone Basin Size: 550*400*155mm Matt White Waste: 32 mm non-overflow	\$399.00
CE6336MW		CETO Percy Solid Surface Stone Basin Size:630*360*150mm Matt White Waste: 32 mm non-overflow	\$459.00
CA4834MW		CETO Ally Fluted Solid Surface Stone Basin Size:480*345*140mm Matte White Waste: 32 mm non-overflow	\$699.00
CA4834GW		CETO Ally Fluted Solid Surface Stone Basin Size:480*345*140mm Gloss White Waste: 32 mm non-overflow	\$649.00
CA4834MB		CETO Ally Fluted Solid Surface Stone Basin Size:480*345*140mm Matte Black Waste: 32 mm non-overflow	\$699.00


Solid Surface Stone Art Basin

Code	Picture	Description	RRP (In-GST)
CW6037MW		CETO Waverly Solid Surface Stone Basin Size:600*370*190mm Matte White Waste: 32 mm non-overflow	\$549.00
CW6037GW		CETO Waverly Solid Surface Stone Basin Size:600*370*190mm Gloss White Waste: 32 mm non-overflow	\$499.00
CW6037MB		Waverly Solid Surface Stone Basin Size:600*370*190mm Matte Black Waste: 32 mm non-overflow	\$549.00


Solid Surface Stone Bathtub

Code	Picture	Description	RRP (In-GST)
CWBT1800MW		CETO Waverly Solid Surface Stone Bath with Overflow Size:1800*1100*620mm Matte White Waste Included	\$5,190.00
CWBT1800MB		CETO Waverly Solid Surface Stone Bath with Overflow Size:1800*1100*620mm Matte Black Waste Included	\$5,490.00
CABT1700MW		CETO Cascade Solid Surface Stone Bath with Overflow Size:1700*750*550mm Matte White Waste included	\$4,390.00
CABT1700MB		CETO Cascade Solid Surface Stone Bath with Overflow Size:1700*750*550mm Matte Black Waste included	\$4,590.00
CHBT1500MW		CETO Harrington Solid Surface Stone Bath with Overflow Size:1500*700*680mm Matte White Waste included	\$3,890.00
CHBT1700MW		CETO Harrington Solid Surface Stone Bath with Overflow Size:1700*800*680mm Matte White Waste included	\$3,999.00


Solid Surface Counter Basin

Code	Description	RRP (In-GST)
 <p>CETO Chiefly Solid Surface Stone basin hole Matte White 12 O'clock taphole positioned at the back</p>		
CH6046MW-UTH	Size:600*460*145mm Waste: 32 mm overflow	\$429
CH7546MW-UTH	Size:750*460*145mm Waste: 32 mm overflow	\$459
CH9046MW-UTH	Size:900*460*145mm Waste: 32 mm overflow	\$499
CH1246MW-UTH	Size:1200*460*145mm Waste: 32 mm overflow	\$589
CH1546MW-UTH	Size:1500*460*145mm Waste: 32 mm overflow	\$649
CH1246DMW-UTH	Size:1200*460*145mm DOUBLE BOWL Waste: 32 mm overflow	\$649
CH1546DMW-UTH	Size:1500*460*145mm DOUBLE BOWL Waste: 32 mm overflow	\$699


Solid Surface Counter Basin

Code	Description	RRP (In-GST)
		
CETO Chiefly Solid Surface Stone basin 12 O'clock tap Matte White		
CH6046MW-TH	Size:600*460*145mm Waste: 32 mm overflow	\$429
CH7546MW-TH	Size:750*460*145mm Waste: 32 mm overflow	\$459
CH9046MW-TH	Size:900*460*145mm Waste: 32 mm overflow	\$499
CH1246MW-TH	Size:1200*460*145mm Waste: 32 mm overflow	\$589
CH1546MW-TH	Size:1500*460*145mm Waste: 32 mm overflow	\$649
CH1246DMW-TH	Size:1200*460*145mm DOUBLE BOWL Waste: 32 mm overflow	\$649
CH1546DMW-TH	Size:1500*460*145mm DOUBLE BOWL Waste: 32 mm overflow	\$699
CH1846GW-TH	Size:1800*460*145mm DOUBLE BOWL Gloss White Waste: 32 mm overflow	\$759


Matte White top

Code	Description	RRP (In-GST)
 <p>Solid Surface Stone for above counter basins, Matte White</p>		
PSBW639	Solid Surface Stone slab Size: 600*395*12mm	\$289.00
PSBW639-UTH	Solid Surface Stone top with tap hole cuts at the back, suit for 12O'clock, 10 O'clock and 2 O'clock Size: 600*395*12mm	\$289.00
PSBW739	Solid Surface Stone slab Size: 750*395*12mm	\$319.00
PSBW739-UTH	Solid Surface Stone top with tap hole cuts at the back, suit for 12O'clock, 10 O'clock and 2 O'clock Size: 750*395*12mm	\$319.00
PSBW939	Solid Surface Stone slab Size: 900*395*12mm	\$365.00
PSBW939-UTH	Solid Surface Stone top with tap hole cuts at the back, suit for 12O'clock, 10 O'clock and 2 O'clock Size: 900*395*12mm	\$365.00
PSBW1239	Solid Surface Stone slab Size: 1200*395*12mm	\$429.00
PSBW1239-UTH	Solid Surface Stone top with tap hole cuts at the back, suit for 12O'clock, 10 O'clock and 2 O'clock Size: 1200*395*12mm	\$429.00


Matte White top

Code	Description	RRP (In-GST)
 <p>Solid Surface Stone for above counter basins, Matte White</p>		
PSBW1539	Solid Surface Stone slab Size: 1200*395*12mm	\$539.00
PSBW1539-UTH	Solid Surface Stone top with tap hole cuts at the back, suit for 12O'clock, 10 O'clock and 2 O'clock Size: 1500*395*12mm For Single Bowl	\$539.00
PSBW1539D-UTH	Solid Surface Stone top with tap hole cuts at the back, suit for 12O'clock, 10 O'clock and 2 O'clock Size: 1500*395*12mm For Double Bowl	\$539.00
PSBW64	Solid Surface Stone slab Size: 600*460*12mm	\$299.00
PSBW64-UTH	Solid Surface Stone top with tap hole cuts at the back, suit for 12O'clock, 10 O'clock and 2 O'clock Size: 600*460*12mm	\$299.00
PSBW64-TH	Solid Surface Stone top with 12 O'clock tap hole Size: 600*460*12mm	\$299.00
PSBW74	Solid Surface Stone slab Size: 750*460*12mm	\$330.00


Matte White top

Code	Description	RRP (In-GST)
 <p>Solid Surface Stone for above counter basins, Matte White</p>		
PSBW74-UTH	Solid Surface Stone top with tap hole cuts at the back, suit for 12O'clock, 10 O'clock and 2 O'clock Size: 750*460*12mm	\$330.00
PSBW74-TH	Solid Surface Stone top with 12 O'clock tap hole Size: 750*460*12mm	\$330.00
PSBW94	Solid Surface Stone slab Size: 900*460*12mm	\$365.00
PSBW94-UTH	Solid Surface Stone top with tap hole cuts at the back, suit for 12O'clock, 10 O'clock and 2 O'clock Size: 900*460*12mm	\$365.00
PSBW94-TH	Solid Surface Stone top with 12 O'clock tap hole Size: 900*460*12mm	\$365.00
PSBW124	Solid Surface Stone slab Size: 1200*460*12mm	\$440.00
PSBW124-UTH	Solid Surface Stone top with tap hole cuts at the back, suit for 12O'clock, 10 O'clock and 2 O'clock Size: 1200*460*12mm	\$440.00
PSBW124-TH	Solid Surface Stone top with 12 O'clock tap hole Size: 1200*460*12mm	\$440.00

Matte White top

Code	Description	RRP (In-GST)
 <p>Solid Surface Stone for above counter basins, Matte White</p>		
PSBW124D-UTH	Solid Surface Stone top with tap hole cuts at the back, suit for 12O'clock, 10 O'clock and 2 O'clock Size: 1200*460*12mm For double bowl use	\$440.00
PSBW124D-TH	Solid Surface Stone top with 12 O'clock tap hole Size: 1200*460*12mm For double bowl use	\$440.00
PSBW154	Solid Surface Stone slab Size: 1500*460*12mm	\$550.00
PSBW154-UTH	Solid Surface Stone top with tap hole cuts at the back, suit for 12O'clock, 10 O'clock and 2 O'clock Size: 1500*460*12mm	\$550.00
PSBW154-TH	Solid Surface Stone top with 12 O'clock tap hole Size: 1500*460*12mm	\$550.00
PSBW154D-UTH	Solid Surface Stone top with tap hole cuts at the back, suit for 12O'clock, 10 O'clock and 2 O'clock Size: 1500*460*12mm For double bowl use	\$550.00
PSBW154D-TH	Solid Surface Stone top with 12 O'clock tap hole Size: 1500*460*12mm For double bowl use	\$550.00

Matte White top

Code	Description	RRP (In-GST)
 <p>Solid Surface Stone for above counter basins, Matte White</p>		
PSBW184	Solid Surface Stone slab Size: 1800*460*12mm	\$595.00
PSBW184D-UTH	Solid Surface Stone top with tap hole cuts at the back, suit for 12O'clock, 10 O'clock and 2 O'clock Size: 1800*460*12mm For double bowl use	\$595.00
PSBW65	Solid Surface Stone slab Size: 600*505*12mm	\$310.00
PSBW65-UTH	Solid Surface Stone top with tap hole cuts at the back, suit for 12O'clock, 10 O'clock and 2 O'clock Size: 600*505*12mm	\$310.00
PSBW65-TH	Solid Surface Stone top with 12 O'clock tap hole Size: 600*505*12mm	\$310.00
PSBW75	Solid Surface Stone slab Size: 750*505*12mm	\$345.00
PSBW75-UTH	Solid Surface Stone top with tap hole cuts at the back, suit for 12O'clock, 10 O'clock and 2 O'clock Size: 750*505*12mm	\$345.00
PSBW75-TH	Solid Surface Stone top with 12 O'clock tap hole Size: 750*505*12mm	\$345.00


Matte White top

Code	Description	RRP (In-GST)
 <p>Solid Surface Stone for above counter basins, Matte White</p>		
PSBW95	Solid Surface Stone slab Size: 900*505*12mm	\$375.00
PSBW95-UTH	Solid Surface Stone top with tap hole cuts at the back, suit for 12O'clock, 10 O'clock and 2 O'clock Size: 900*505*12mm	\$375.00
PSBW95-TH	Solid Surface Stone top with 12 O'clock tap hole Size: 900*505*12mm	\$375.00
PSBW125	Solid Surface Stone slab Size: 1200*505*12mm	\$465.00
PSBW125-UTH	Solid Surface Stone top with tap hole cuts at the back, suit for 12O'clock, 10 O'clock and 2 O'clock Size: 1200*505*12mm	\$465.00
PSBW125-TH	Solid Surface Stone top with 12 O'clock tap hole Size: 1200*505*12mm	\$465.00
PSBW125D-UTH	Solid Surface Stone top with tap hole cuts at the back, suit for 12O'clock, 10 O'clock and 2 O'clock Size: 1200*505*12mm For double bowl use	\$465.00


Matte White top

Code	Description	RRP (In-GST)
 <p>Solid Surface Stone for above counter basins, Matte White</p>		
PSBW125D-TH	Solid Surface Stone top with 12 O'clock tap hole Size: 1200*505*12mm For double bowl use	\$465.00
PSBW155	Solid Surface Stone slab Size: 1500*505*12mm	\$565.00
PSBW155-UTH	Solid Surface Stone top with tap hole cuts at the back, suit for 12 O'clock, 10 O'clock and 2 O'clock Size: 1500*505*12mm	\$565.00
PSBW155-TH	Solid Surface Stone top with 12 O'clock tap hole Size: 1500*505*12mm	\$565.00
PSBW155D-UTH	Solid Surface Stone top with tap hole cuts at the back, suit for 12 O'clock, 10 O'clock and 2 O'clock Size: 1500*505*12mm For double bowl use	\$565.00
PSBW155D-TH	Solid Surface Stone top with 12 O'clock tap hole Size: 1500*505*12mm For double bowl use	\$565.00

Matte White top

Code	Description	RRP (In-GST)
 <p>Solid Surface Curve Stone for above counter basins, Matte White</p>		
PSBW65CV	Solid Surface Stone Curve slab Size: 600*505*12mm	\$330.00
PSBW65CV-UTH	Solid Surface Stone Curve top with tap hole cuts at the back, suit for 12O'clock, 10 O'clock and 2 O'clock Size: 600*505*12mm	\$330.00
PSBW65CV-TH	Solid Surface Stone Curve top with 12 O'clock tap hole Size: 600*505*12mm	\$330.00
PSBW75CV	Solid Surface Stone Curve slab Size: 750*505*12mm	\$385.00
PSBW75CV-UTH	Solid Surface Stone Curve top with tap hole cuts at the back, suit for 12O'clock, 10 O'clock and 2 O'clock Size: 750*505*12mm	\$385.00
PSBW75CV-TH	Solid Surface Stone Curve top with 12 O'clock tap hole Size: 750*505*12mm	\$385.00
PSBW95CV	Solid Surface Stone Curve slab Size: 900*505*12mm	\$439.00
PSBW95CV-UTH	Solid Surface Stone Curve top with tap hole cuts at the back, suit for 12O'clock, 10 O'clock and 2 O'clock Size: 900*505*12mm	\$439.00
PSBW95CV-TH	Solid Surface Stone Curve top with 12 O'clock tap hole Size: 900*505*12mm	\$439.00
PSBW125CV	Solid Surface Stone Curve slab Size: 1200*505*12mm	\$509.00


Matte White top

Code	Description	RRP (In-GST)
 <p>Solid Surface Curve Stone for above counter basins, Matte White</p>		
PSBW125CV-UTH	Solid Surface Stone Curve top with tap hole cuts at the back, suit for 12O'clock, 10 O'clock and 2 O'clock Size: 1200*505*12mm	\$509.00
PSBW125CV-TH	Solid Surface Stone Curve top with 12 O'clock tap hole Size: 1200*505*12mm	\$509.00
PSBW125CVD-UTH	Solid Surface Stone Curve top with tap hole cuts at the back, suit for 12O'clock, 10 O'clock and 2 O'clock Size: 1200*505*12mm For double bowl use	\$509.00
PSBW125CVD-TH	Solid Surface Stone Curve top with 12 O'clock tap hole Size: 1200*505*12mm For double bowl use	\$509.00
PSBW155CV	Solid Surface Stone Curve slab Size: 1500*505*12mm	\$559.00
PSBW155CV-UTH	Solid Surface Stone Curve top with tap hole cuts at the back, suit for 12O'clock, 10 O'clock and 2 O'clock Size: 1500*505*12mm	\$559.00
PSBW155CV-TH	Solid Surface Stone Curve top with 12 O'clock tap hole Size: 1500*505*12mm	\$559.00
PSBW155CVD-UTH	Solid Surface Stone Curve top with tap hole cuts at the back, suit for 12O'clock, 10 O'clock and 2 O'clock Size: 1500*505*12mm For double bowl use	\$559.00


Matte White top

Code	Description	RRP (In-GST)
 <p>Solid Surface Curve Stone for above counter basins, Matte White</p>		
PSBW155CVD-TH	Solid Surface Stone Curve top with 12 O'clock tap hole Size: 1500*505*12mm For double bowl use	\$559.00
PSBW185CV	Solid Surface Stone Curve Slab Size: 1800*505*12mm	\$759.00
PSBW185CVD-UTH	Solid Surface Stone Curve top with tap hole cuts at the back, suit for 12O'clock, 10 O'clock and 2 O'clock Size: 1800*505*12mm For double bowl use	\$759.00

Night Sky top

Code	Description	RRP (In-GST)
 <p data-bbox="438 1077 1155 1108">Solid Surface Stone top for above counter basin, Night Sky</p>		
SNS639-UTH	Solid Surface Stone top with tap hole cuts at the back, suit for 12O'clock, 10 O'clock and 2 O'clock Size: 600*395*12mm	\$300.00
SNS739-UTH	Solid Surface Stone top with tap hole cuts at the back, suit for 12O'clock, 10 O'clock and 2 O'clock Size: 750*395*12mm	\$350.00
SNS939	Solid Surface Stone slab Size: 900*395*12mm	\$385.00
SNS939-UTH	Solid Surface Stone top with tap hole cuts at the back, suit for 12O'clock, 10 O'clock and 2 O'clock Size: 900*395*12mm	\$385.00
SNS1239	Solid Surface Stone slab Size: 1200*395*12mm	\$475.00
SNS1239-UTH	Solid Surface Stone top with tap hole cuts at the back, suit for 12O'clock, 10 O'clock and 2 O'clock Size: 1200*395*12mm For single Bowl	\$475.00

Night Sky top

Code	Description	RRP (In-GST)
 <p data-bbox="438 1077 1155 1108">Solid Surface Stone top for above counter basin, Night Sky</p>		
SNS1239D-UTH	Solid Surface Stone top with tap hole cuts at the back, suit for 12O'clock, 10 O'clock and 2 O'clock Size: 1200*395*12mm For Double Bowl	\$475.00
SNS1539	Solid Surface Stone Slab Size: 1500*395*12mm	\$575.00
SNS1539-UTH	Solid Surface Stone top with tap hole cuts at the back, suit for 12O'clock, 10 O'clock and 2 O'clock Size: 1500*395*12mm For Single Bowl	\$575.00
SNS1539D-UTH	Solid Surface Stone top with tap hole cuts at the back, suit for 12O'clock, 10 O'clock and 2 O'clock Size: 1500*395*12mm For Double Bowl	\$575.00
SNS64-UTH	Solid Surface Stone top with tap hole cuts at the back, suit for 12O'clock, 10 O'clock and 2 O'clock Size: 600*460*12mm	\$315.00
SNS74-UTH	Solid Surface Stone top with tap hole cuts at the back, suit for 12O'clock, 10 O'clock and 2 O'clock Size: 750*460*12mm	\$359.00

Night Sky top

Code	Description	RRP (In-GST)
 <p data-bbox="438 1077 1155 1108">Solid Surface Stone top for above counter basin, Night Sky</p>		
SNS94	Solid Surface Stone slab Size: 900*460*12mm	\$410.00
SNS94-UTH	Solid Surface Stone top with tap hole cuts at the back, suit for 12O'clock, 10 O'clock and 2 O'clock Size: 900*460*12mm	\$410.00
SNS124	Solid Surface Stone slab Size: 1200*460*12mm	\$489.00
SNS124-UTH	Solid Surface Stone top with tap hole cuts at the back, suit for 12O'clock, 10 O'clock and 2 O'clock for single bowl Size: 1200*460*12mm	\$489.00
SNS124D-UTH	Solid Surface Stone top with tap hole cuts at the back, suit for 12O'clock, 10 O'clock and 2 O'clock for double bowls Size: 1200*460*12mm	\$489.00
SNS154	Solid Surface Stone slab Size: 1500*460*12mm	\$599.00

Night Sky top

Code	Description	RRP (In-GST)
 <p data-bbox="437 1077 1155 1108">Solid Surface Stone top for above counter basin, Night Sky</p>		
SNS154-UTH	Solid Surface Stone top with tap hole cuts at the back, suit for 12O'clock, 10 O'clock and 2 O'clock for single bowl Size: 1500*460*12mm	\$599.00
SNS154D-UTH	Solid Surface Stone top with tap hole cuts at the back, suit for 12O'clock, 10 O'clock and 2 O'clock for double bowls Size: 1500*460*12mm	\$599.00
SNS65-UTH	Solid Surface Stone top with tap hole cuts at the back, suit for 12O'clock, 10 O'clock and 2 O'clock Size: 600*505*12mm	\$325.00
SNS75-UTH	Solid Surface Stone top with tap hole cuts at the back, suit for 12O'clock, 10 O'clock and 2 O'clock Size: 750*505*12mm	\$365.00
SNS95	Solid Surface Stone slab Size: 900*505*12mm	\$425.00
SNS95-UTH	Solid Surface Stone top with tap hole cuts at the back, suit for 12O'clock, 10 O'clock and 2 O'clock Size: 900*505*12mm	\$425.00

Night Sky top

Code	Description	RRP (In-GST)
 <p data-bbox="438 1077 1155 1108">Solid Surface Stone top for above counter basin, Night Sky</p>		
SNS125	Solid Surface Stone slab Size: 1200*505*12mm	\$505.00
SNS125-UTH	Solid Surface Stone top with tap hole cuts at the back, suit for 12O'clock, 10 O'clock and 2 O'clock for single bowl Size: 1200*505*12mm	\$505.00
SNS125D-UTH	Solid Surface Stone top with tap hole cuts at the back, suit for 12O'clock, 10 O'clock and 2 O'clock for double bowls Size: 1200*505*12mm	\$505.00
SNS155	Solid Surface Stone slab Size: 1500*505*12mm	\$615.00
SNS155-UTH	Solid Surface Stone top with tap hole cuts at the back, suit for 12O'clock, 10 O'clock and 2 O'clock for single bowl Size: 1500*505*12mm	\$615.00
SNS155D-UTH	Solid Surface Stone top with tap hole cuts at the back, suit for 12O'clock, 10 O'clock and 2 O'clock for double bowls Size: 1500*505*12mm	\$615.00

Night Sky top

Code	Description	RRP (In-GST)
 <p data-bbox="437 1077 1155 1108">Solid Surface Stone top for above counter basin, Night Sky</p>		
SNS65CV-UTH	Solid Surface Stone Curve top with tap hole cuts at the back, suit for 12O'clock, 10 O'clock and 2 O'clock Size: 600*505*12mm	\$359.00
SNS75CV	Solid Surface Stone Curve slab Size: 750*505*12mm	\$399.00
SNS75CV-UTH	Solid Surface Stone Curve top with tap hole cuts at the back, suit for 12O'clock, 10 O'clock and 2 O'clock Size: 750*505*12mm	\$399.00
SNS95CV	Solid Surface Stone Curve slab Size: 900*505*12mm	\$459.00
SNS95CV-UTH	Solid Surface Stone Curve top with tap hole cuts at the back, suit for 12O'clock, 10 O'clock and 2 O'clock Size: 900*505*12mm	\$459.00
SNS125CV	Solid Surface Stone Curve slab Size: 1200*505*12mm	\$539.00
SNS125CV-UTH	Solid Surface Stone Curve top with tap hole cuts at the back, suit for 12O'clock, 10 O'clock and 2 O'clock for single bowl Size: 1200*505*12mm	\$539.00

Night Sky top

Code	Description	RRP (In-GST)
 <p>Solid Surface Stone top for above counter basin, Night Sky</p>		
SNS125CVD-UTH	Solid Surface Stone Curve top with tap hole cuts at the back, suit for 12O'clock, 10 O'clock and 2 O'clock for double bowl Size: 1200*505*12mm	\$539.00
SNS155CV	Solid Surface Stone Curve slab Size: 1500*505*12mm	\$645.00
SNS155CV-TH	Solid Surface Stone Curve top with tap hole cuts at the back, suit for 12O'clock, 10 O'clock and 2 O'clock for single bowl Size: 1500*505*12mm	\$645.00
SNS155CVD-TH	Solid Surface Stone Curve top with tap hole cuts at the back, suit for 12O'clock, 10 O'clock and 2 O'clock for double bowl Size: 1500*505*12mm	\$645.00
SNS185CV	Solid Surface Stone Curve slab Size: 1800*505*12mm	\$800.00
SNS185CVD-TH	Solid Surface Stone Curve top with tap hole cuts at the back, suit for 12O'clock, 10 O'clock and 2 O'clock for double bowl Size: 1800*505*12mm	\$800.00

New Calacatta top

Poseidon Code	Description	RRP (In-GST)
 <p>Solid Surface Stone top for stone tops, Calacatta</p>		
SCA639-UTH	Solid Surface Stone top with tap hole cuts at the back, suit for 12 O'clock, 10 O'clock and 2 O'clock Size: 600*395*12mm	\$300.00
SCA739-UTH	Solid Surface Stone top with tap hole cuts at the back, suit for 12 O'clock, 10 O'clock and 2 O'clock Size: 750*395*12mm	\$350.00
SCA939	Solid Surface Stone slab Size: 900*395*12mm	\$385.00
SCA939-UTH	Solid Surface Stone top with tap hole cuts at the back, suit for 12 O'clock, 10 O'clock and 2 O'clock Size: 900*395*12mm	\$385.00
SCA1239	Solid Surface Stone slab Size: 1200*395*12mm	\$475.00
SCA1239-UTH	Solid Surface Stone top with tap hole cuts at the back, suit for 12 O'clock, 10 O'clock and 2 O'clock Size: 1200*395*12mm For single Bowl	\$475.00
SCA1239D-UTH	Solid Surface Stone top with tap hole cuts at the back, suit for 12 O'clock, 10 O'clock and 2 O'clock Size: 1200*395*12mm For Double Bowl	\$475.00

New Calacatta top

Poseidon Code	Description	RRP (In-GST)
 <p>Solid Surface Stone top for stone tops, Calacatta</p>		
SCA1539	Solid Surface Stone Slab Size: 1500*395*12mm For Double Bowl	\$575.00
SCA1539-UTH	Solid Surface Stone top with tap hole cuts at the back, suit for 12 O'clock, 10 O'clock and 2 O'clock Size: 1500*395*12mm For Single Bowl	\$575.00
SCA1539D-UTH	Solid Surface Stone top with tap hole cuts at the back, suit for 12 O'clock, 10 O'clock and 2 O'clock for double bowl Size: 600*460*12mm	\$575.00
SCA64-UTH	Solid Surface Stone top with tap hole cuts at the back, suit for 12O'clock, 10 O'clock and 2 O'clock Size: 600*460*12mm	\$315.00
SCA74-UTH	Solid Surface Stone top with tap hole cuts at the back, suit for 12O'clock, 10 O'clock and 2 O'clock Size: 750*460*12mm	\$359.00
SCA94	Solid Surface Stone top with tap hole cuts at the back, suit for 12 O'clock, 10 O'clock and 2 O'clock Size: 900*460*12mm	\$410.00
SCA94-UTH	Solid Surface Stone top with tap hole cuts at the back, suit for 12 O'clock, 10 O'clock and 2 O'clock Size: 900*460*12mm	\$410.00

New Calacatta top

Poseidon Code	Description	RRP (In-GST)
 <p>Solid Surface Stone top for stone tops, Calacatta</p>		
SCA124	Solid Surface Stone slab Size: 1200*460*12mm	\$489.00
SCA124-UTH	Solid Surface Stone top with tap hole cuts at the back, suit for 12 O'clock, 10 O'clock and 2 O'clock for Single bowls Size: 1200*460*12mm	\$489.00
SCA124D-UTH	Solid Surface Stone top with tap hole cuts at the back, suit for 12O'clock, 10 O'clock and 2 O'clock for double bowls Size: 1200*460*12mm	\$489.00
SCA154	Solid Surface Stone slab Size: 1500*460*12mm	\$599.00
SCA154-TH	Solid Surface Stone top with tap hole cuts at the back, suit for 12 O'clock, 10 O'clock and 2 O'clock for single bowls Size: 1500*460*12mm	\$599.00
SCA154D-UTH	Solid Surface Stone top with tap hole cuts at the back, suit for 12 O'clock, 10 O'clock and 2 O'clock for double bowls Size: 1500*460*12mm	\$599.00
SCA65-UTH	Solid Surface Stone top with tap hole cuts at the back, suit for 12 O'clock, 10 O'clock and 2 O'clock Size: 600*505*12mm	\$325.00

New Calacatta top

Poseidon Code	Description	RRP (In-GST)
 <p>Solid Surface Stone top for stone tops, Calacatta</p>		
SCA75-UTH	Solid Surface Stone top with tap hole cuts at the back, suit for 12 O'clock, 10 O'clock and 2 O'clock Size: 750*505*12mm	\$365.00
SCA95	Solid Surface Stone slab Size: 900*505*12mm	\$425.00
SCA95-UTH	Solid Surface Stone top with tap hole cuts at the back, suit for 12 O'clock, 10 O'clock and 2 O'clock Size: 900*505*12mm	\$425.00
SCA125	Solid Surface Stone slab Size: 1200*505*12mm	\$505.00
SCA125-UTH	Solid Surface Stone top with tap hole cuts at the back, suit for 12 O'clock, 10 O'clock and 2 O'clock for single bowls Size: 1200*505*12mm	\$505.00
SCA125D-UTH	Solid Surface Stone top with tap hole cuts at the back, suit for 12 O'clock, 10 O'clock and 2 O'clock for double bowls	\$505.00
SCA155	Solid Surface Stone slab Size: 1500*505*12mm	\$615.00

New Calacatta top

Poseidon Code	Description	RRP (In-GST)
 <p>Solid Surface Stone top for stone tops, Calacatta</p>		
SCA155-UTH	Solid Surface Stone top with tap hole cuts at the back, suit for 12 O'clock, 10 O'clock and 2 O'clock for single bowls Size: 1500*505*12mm	\$615.00
SCA155D-UTH	Solid Surface Stone top with tap hole cuts at the back, suit for 12 O'clock, 10 O'clock and 2 O'clock for double bowls Size: 1500*505*12mm	\$615.00
SCA65CV-UTH	Solid Surface Stone Curve slab Size: 600*505*12mm	\$359.00
SCA75CV	Solid Surface Stone Curve slab Size: 750*505*12mm	\$399.00
SCA75CV-UTH	Solid Surface Stone Curve top with tap hole cuts at the back, suit for 12 O'clock, 10 O'clock and 2 O'clock Size: 750*505*12mm	\$399.00
SCA95CV	Solid Surface Stone Curve slab Size: 900*505*12mm	\$459.00
SCA95CV-UTH	Solid Surface Stone Curve top with tap hole cuts at the back, suit for 12 O'clock, 10 O'clock and 2 O'clock Size: 900*505*12mm	\$459.00
SCA125CV	Solid Surface Stone Curve slab Size: 1200*505*12mm	\$539.00

New Calacatta top

Poseidon Code	Description	RRP (In-GST)
 <p>Solid Surface Stone top for stone tops, Calacatta</p>		
SCA125CV-UTH	Solid Surface Stone Curve top with tap hole cuts at the back, suit for 12O'clock, 10 O'clock and 2 O'clock for Single bowl Size: 1200*505*12mm	\$539.00
SCA125CVD-UTH	Solid Surface Stone Curve top with tap hole cuts at the back, suit for 12O'clock, 10 O'clock and 2 O'clock for double bowl Size: 1200*505*12mm	\$539.00
SCA155CV	Solid Surface Stone Curve slab Size: 1500*505*12mm	\$645.00
SCA155CV-UTH	Solid Surface Stone Curve top with tap hole cuts at the back, suit for 12 O'clock, 10 O'clock and 2 O'clock for single bowl Size: 1500*505*12mm	\$645.00
SCA155CVD-UTH	Solid Surface Stone Curve top with tap hole cuts at the back, suit for 12 O'clock, 10 O'clock and 2 O'clock for double bowl Size: 1500*505*12mm	\$645.00
SCA185CV	Solid Surface Stone Curve slab Size: 1800*505*12mm	\$800.00
SCA185CVD-UTH	Solid Surface Stone Curve top with tap hole cuts at the back, suit for 12 O'clock, 10 O'clock and 2 O'clock for double bowl Size: 1800*505*12mm	\$800.00